MultiCarry

轻松带娃，轻松做宝妈

Travel joyfully with less burden!

多运MULTICARRY旗舰店

MULTICARRY多运旗舰店

多运MULTICARRY

小红书（@多运MULTICARRY）

抖音（多运MULTICARRY行李箱旗舰店）

公众号（@多运MULTICARRY）

联系我们 Contact us

嘉兴多运旅游用品有限公司
地址:浙江省嘉兴市中山西路3277号
电话:13732599696
邮箱:frankfeng3688@163.com

Jiaxing MULTICARRY Travel Goods Co., Ltd.
Address:No.3277,Zhongshan West Road, Jiaxing City, Zhejiang Province
Phone:13732599696
Email: frankfeng3688@163.com



Creator of Mum's Luggage

多运® 宝妈行李箱开创者

品牌故事

一位父亲推着行李箱带着3岁孩子去旅行,在机场小店买吃的时候孩子走失了,历经疯狂寻找, 在近乎绝望时找回了孩子,每次回想时仍然感到后怕。他坚信很多宝妈带娃出行时都因疲于照顾孩子和行李而无法安心旅行。他毅然辞去工作并创立了多运品牌,用时三年研发出了款可带娃防丢的宝妈行李箱, 单手即可轻松携带孩子和行李, 在分心应付其他任务如排队、买东西或接打电话时也能确保孩子寸步不离。便捷又省心的宝妈行李箱一上市便受到宝妈们喜爱,两年后便已热销全球 20 多个国家。多运品牌主张关爱宝妈,专注于研发宝妈减负出行携带方案,倡导一种轻松有趣的现代生活方式。

brand story

A father lost his son at the airport during their traveling, he found himluckily at the end but he still often felt scared of this desperate experi-ence. He quit his job and founded MUlTlCARRY brand. He spent 3 years andcreated a Mom's luggage that Mom's can travel with kids easily and safely. Today global mothers love to travel with MULTICARRY.MULTICARRY still focus ondesign and development of carry solutions for mom's easy travels, to keep themaway from carry burdens in travel and to promote an easy and funny way ofmordern life.











拥抱孩子,拥抱你

带孩子去探索世界吧,我们帮你拥抱孩子,呵护温馨的亲子时光。
我们像伙伴一样,通过极具人性化的设计,让宝妈无负出行,轻松自在,尽情爱娃,也能重拾自我,愉悦自己。多运更呼吁社会关爱宝妈,能主动给她们一个温暖的拥抱。

hug kids,hug you

Take your children to explore the world with MULTICARRY, we help to hug yourchildren and protect your happy parent-child travels. As mom's travel partner,MULTICARRY reduces mom's burden and stress through the highly humanizeddesigned luggage, enabling them to enjoy being herself while taking care ofkids as mothers, MULTICARRY calls on society to pay close attention to motherswho has suffered from pregnancy, giving birth and feeding baby, etc...





侧坐更宽敞舒适
0-4岁宝宝可坐可躺

豪华坐垫，造支撑背部，避免脊椎变形
前后可坐，推拉自由，畅行无阻

Side sitting is more spacious and comfortable
0-4 year old babies can sit or lie down

Luxury seat cushion, designed to support the back and prevent spinal deformation.You can sit back and forth, push and pull freely, and travel smoothly without any obstacles







坚韧透明PC
防爆盾同材质

Durable and transparent PC, explosion-proof shield made of the same material



让『小怀抱』
真的成为小怀抱

Let 'Little Embrace' truly become a little embrace

『小靠山』 坚实可靠

安心得像在妈妈怀里

环保透明PC材质, 安心时尚
不锈钢防脱螺母, 更牢固
轻松对折, 一秒开收, 安全可靠

The innovative "integrated box and stool" design ensures composed dignity even during waiting moments.

Sensory-level support: Engineering-grade ABS top cover ensures both stable support and comfortable experience.
Mobile resting station: Airport lounges/train stations/shuttle buses, always have a seat. On the battlefield of business travel, MultiCarry is your mobile fortress.



日本Hinomoto 钢珠轴承静音轮

灵活转向 丝滑过弯

Japanese Hinomoto steel ball bearing silent wheel

Smooth handling of various twists and turns



一键双轮锁定

高铁进站/摆渡车急停时
你的行李依然寸步不离

One click to brake front two wheels.

No worry of luggage slipping away on train or subtle bus





TSA密码锁
与USB充电端口

保你行李安全
也保你旅途不断电

TSA lock and USB charging port

Ensure the safety of your luggage and keep your mobile phone electrified.



梯形放倒箱体 稳如父爱
更大空间的分区收纳

The trapezoidal folding box is as stable as a father's love
Partition storage with larger space



多运宝妈箱

经过我们广泛的市场调研和深入的研发测试，我们推出了这款加强版更适合小月龄宝宝出行的宝妈箱。
更全面的安全守护、更多路面的通过性、更便捷的前置卡扣门，通透奢华的彩色透明椅子等等创新设计，让多运宝妈箱不只更人性化，也让宝妈带娃更优雅时尚！

With 2 years extensive market research and development, we come up with thePR0 version with a transparent seat and surrounded protection, one button
opening and leaning pull for uneven road conditions... which looks fashionableand even more friendly to mothers who travel with toddlers frequently.



尺寸选购指南

能否登机	18” 可登机	20” 可登机	24” 需托运
箱体长*宽*高 (cm) (不含座椅)	39*28*48.5	39*28.5*53.5	44.5*33*63.5
包装长*宽*高 (cm)	36*20*22.5	36*20*22.5	43.5*24.5*25
净重 (kg)	5.1	5.3	6.6
容量 (L)	43	47	78

*IATA（国际航空运输协会）认可的箱体尺寸是含提手、轮子、搭扣，外置物袋等所有配件的外层长高宽度；
*所有数据均为手工测量，误差在20mm范围内，尺寸示意图仅供参考，请以实物为准；
*由于不同航空公司，对于登机箱的最大尺寸规定有所不同，请视具体航班而定。

Size Selection Guide

Can I board the plane	18” Carry on	20” Carry on	24” Check in
Box length * width * height (cm) (Excluding seats)	39*28*48.5	39*28.5*53.5	44.5*33*63.5
Packaging length * width * height (cm)	36*20*22.5	36*20*22.5	43.5*24.5*25
Net weight (kg)	5.1	5.3	6.6
Capacity (L)	43	47	78

*The box size recognized by IATA (International Air Transport Association) includes the outer length, height, and width of all accessories such as handles, wheels, buckles, and external pockets;
*All data are manually measured with an error range of 20mm. The size diagram is for reference only, please refer to the actual product;
*Due to different airlines, the maximum size requirements for boarding cases may vary, depending on the specific flight.

骄傲的中国创造 多项国际专利

Created in China with global pentents



官方背书 信赖之选

Authorized endorsement

入选2021年CBME婴童展优品大赏

荣获2024Hi Awards嗨创奖 高奢小众奖

入选中国质量先锋品牌

入选2024年民族品牌 国货典范

行业奖项

Industry Awards

2022年
婴童创新奖

2022年
BMM年度产品奖

2022 年度
旅行产品奖

CBME
创新大奖

坐垫 Cushion

1.将座椅打开，拉起拉杆

2.将坐垫放置于椅面上，有网布一面朝上，有内凹曲线一侧面对拉杆；

3.把坐垫两端下面的绳子扣在箱体两侧的耳钉即可固定好坐垫(仅限于经典版)；

4.托运行李时把坐垫收纳在箱子里面的松紧袋里以防污脏或丢失。

1.Open the seat and pull the pull handle:

2.Place the cushion with mesh side up, with the concave side facing to the pull handle .

3.Stretch the elastic bands on both sides of the seat cushion and buckle themon the ear stud to fix the seat cushion(For classic only)

4. Store the cushion into the interior pocket when checked in to prevent dirty or loose









宝宝安全带 Baby safety belt

1.安全带固定绳穿过箱子顶部提手下面

2.安全带穿过固定绳，拉紧安全带

3.宝宝坐好后，安全带两端绕过宝宝腰部和椅子后栏，扣好安全带卡扣。

1.Pass the fixing circle under the top carry handle

2. Pass the safety belt through the fixing circle and pull the safety belt

3. After the baby is seated, put the safety belt around the baby's waist and buckle up









大人安全带 Safety Belt(For parent)

1.将安全带大圈斜挎于大人肩膀，并扣好；

2.将安全带小圈上的公扣端穿过拉杆后和母扣合上

3.调整斜挎于大人身上的安全带，以保障箱子倾斜时箱子和孩子不会翻倒在地

1. Put the large circle of safety belt across the adult's shoulder and buckle up

2.Pass the male buckle end on the small circle through the pull handle andbuckle up with the female buckle

3. Adjust the large circle according to your body height to secure your kid and theluggage won't fall down on the floor.









注意事项

为安全起见，使用产品前请阅读本注意事项：



1．本产品不是玩具，主要用于携带行李，在不平稳的路面或不安全的情况下禁止坐人！



2．Pro 加强版禁止儿童左右朝向骑坐！



3．调节拉杆时，请确保孩子双手远离拉杆！



4．箱子上坐小孩时，请务必系好安全带，看护人请全程把住拉杆，禁止单独留小孩在箱子上！



5．坐小孩时，若轮子被地面卡住，请勿强行推拉！



6．箱子最高负重为 200 斤！（含箱子和行李等总重量）



7．往座椅上放置孩子前，请先刹好刹车！



8．前开取物时，若孩子坐在座椅上，请先刹好刹车！



9．箱子刹车是为增加箱体的稳定性，并不能完全将箱子固定在任何条件的路面上，所以刹车后大人请勿远离！

Precautions

For your child's safety, pls DO NOT use the product before reading through below cautions.



1. This is not a toy. It is mainly used for carrying luggage, only use on smooth and flat floor when a child is



2. Never let children ride on PRO facing to left or



3. When adjusting the tie rod, please make sure that the child's hands are kept away from the tie rod!



4. Always wear a seat belt when your child is sitting on the luggage. Never leave your child unattended, the care-giver must hold on the luggage handle all times!



5. If the wheels get stuck when your child is sitting on the seat, please do not push or pull it by force!



6. The product supports up to 100kg! (Including the case and



7. Before placing your child on the seat, brake the luggage



8. Brake first before opening the front door when your child is seated on the luggage.



9. The brake is to increase the stability of the luggage and cannot completely fix the luggage on the road, so adults should not stay away after braking.

5年安心保修

1． 保修时限从购买订单物流显示签收日之日起为期 5 年。

2． 在保修期内， 如果您在使用过程中发现产品出现故障， 包括轮子、 刹车、 把手、密码锁、 安全带、 拉链、 椅子靠背损坏， 我们将为您提供保修服务。

3． 如需将产品退回返修您只需支付往返运费， 我们将不收取任何配件及额外费用。

以下情况不属于免费保修范围
但如果有需要我们仍然免费提供维修（用户承担运费）

1． 产品使用过程中的正常磨损、 箱体划痕、 凹陷等。

2． 因使用或保存不当而导致的意外损坏。

3． 因密码忘记而导致的无法开箱等。

4． 私自进行的拆解或破坏。

5Years worry-free warranty

1. The warranty period starts from the date of receipt of the luggaga and lasts for 5 years.
2. The warranty includes damage to wheels, brakes, handles, TSA locks, seat belts, zipper and seat backs.
3. If you need to return the product for repair, you’ ll need to pay the round-trip shipping fee, and we will not charge any components or additional fees.

The following situations are not covered by free warranty
but we still provide free maintenance if needed（Freight paid by user）

1. Normal wear, scratches, dents, etc. on the luggage during use.
2. Accidental damage caused by improper use or storage.
3. Unable to open the luggage due to forgotten password of TSA lock, etc.
4. Private dismantling or destruction.

